




<p>Computer Interface Cable (P/N 2200-150)</p> <p>This cable is included as a standard accessory with the C3. It is used to program and communicate with the C3 using C-Soft and provide real-time data view. This cable is NOT recommended for serial data output. The cable length is approximately 2.5 feet.</p>	
<p>Communication and Integration Cable (P/N 2300-115)</p> <p>This cable is included as a standard accessory included with the C3. This cable works with the Computer Interface Cable (P/N: 2200-150). It allows users to upload firmware to the instrument using the USB or RS232 plug. Either plug can be used to communicate and configure the instrument.</p>	
<p>Continuous Data Cable (P/N 2200-160)</p> <p>This can be identified by the yellow band of heat shrink. The continuous data cable is used to connect the C3 to a PC or data logger for continuous data capture. This cable is recommended for serial data output as it prevents interruptions in the C3 data transmission to the PC.</p>	 <p style="text-align: center;">yellow heat shrink</p>
<p>+12 VDC Power Supply (P/N 159-0191)</p> <p>This is included as a standard accessory with the C3. The power supply connects to the power connector on the interface or continuous data cable which will supply power to the C3.</p>	
<p>+12 VDC Power Supply Car Adaptor (P/N 2900-151)</p> <p>This is an optional accessory for the C3. This cable connects to the power connector on the interface or continuous data cable and a car cigarette lighter receptacle or other similar receptacle.</p>	

24" Pigtail Interface Cable with Locking Sleeve (P/N 2200-170)

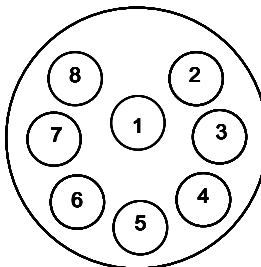
This cable is an optional accessory for the C3. It can be used to connect the C3 to a datalogger and/or external power source that the user must wire themselves, replacing the standard interface and continuous data cables. Extra care should be taken with this cable to make sure all wiring specifications are strictly followed.



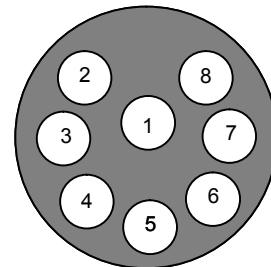
Pin	Color	C3 Function
1	Black	V BATT (+)
2	White	V BATT (-)*
3	Red	GND*
4	Green	RX
5	Blue	TX
6	Brown	N/A
7	Yellow	N/A
8	Orange	N/A

*Power ground and V BATT (-) are not common

C3 pins



C3 cable holes



Battery Interface Cable with Locking Sleeves (P/N 105-2590)

This cable is an optional accessory for the C3. It is intended for deployments in stand alone mode.

Note: When using this cable to connect to the battery, the battery bracket is not required. Use of the battery bracket is recommended when possible as it provides stability for the connection.



Extender Cables


- ◆ 10 Meter (P/N 105-2595) shown
- ◆ 25 Meter (P/N 105-2596) requires P/N 2200-900
- ◆ 50 Meter (P/N 105-2597) requires P/N 2200-900
- ◆ Custom lengths are available upon request.

These cables are optional accessories for the C3. They allow the C3 to be deployed at a variety of depths.



Boosters (P/N 2200-900)

The Booster Kit is an optional accessory for the C3 and is required for cable lengths greater than 10 meters. The Boosters supply a stable power source and maintain connection with the C3 for deployment depths greater than 10 meters. The simple and rugged design allows the Boosters to be used in any aquatic environment.



Pigtail Cable with Locking Sleeve

- ◆ 2 foot Pigtail Cable with Locking Sleeve (P/N 2100-750) shown
- ◆ 5 Meter Pigtail Cable with Locking Sleeve (P/N 2100-755)
- ◆ 10 Meter Pigtail Cable with Locking Sleeve (P/N 2100-751)
- ◆ 25 Meter Pigtail Cable with Locking Sleeve (P/N 2100-752)
- ◆ 50 Meter Pigtail Cable with Locking Sleeve (P/N 2100-753)



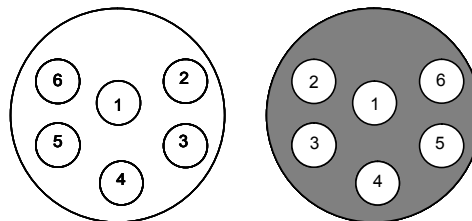
These cables are required for use with the C-Series Analog Adapter (P/N 2300-480).

They connect to the Analog Adapter's 6-pin male end and have six bare wire leads to be used for integrating with CTDs or third party dataloggers.

Pin	Color	Function
1	Red	V BATT (+)
2	Black	V BATT (-)
3	White	Analog Out 1 (0-5 VDC)
4	Green	Analog Out 2 (0-5 VDC)
5	Blue	Analog Out 3 (0-5 VDC)
6	Brown	Analog GND

Analogue Adaptor pins

Pigtail cable holes



C-Series Analog Adapter (P/N 2300-480)

This is an optional accessory and allows users to convert the standard digital output from the C3 Submersible Fluorometer to a 0 - 5 VDC analog signal. The Adapter can convert the signal from 1, 2, or 3 channels installed on a C3.

